

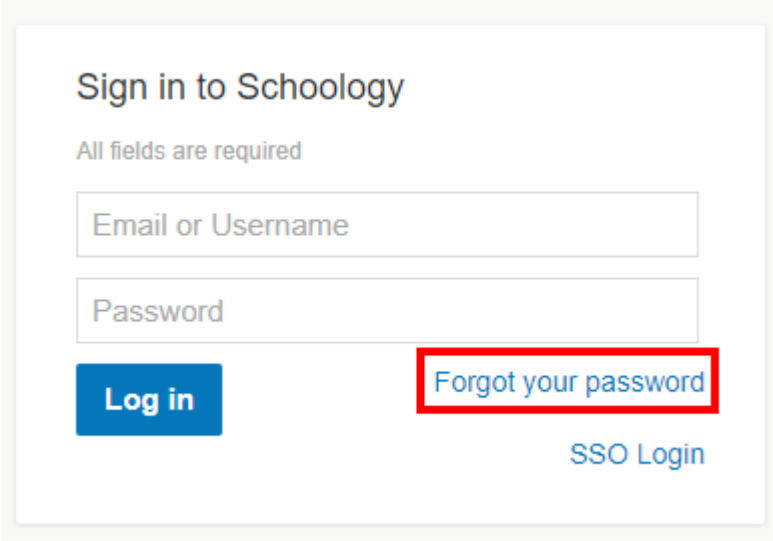
How to reset Schoology Parent Account password

User Guide

Please follow the steps below to login Schoology Parent Account:

Forgot password

1. Go to <https://caisbv.schoology.com>
2. Click "Forgot your password"



Sign in to Schoology

All fields are required

Email or Username

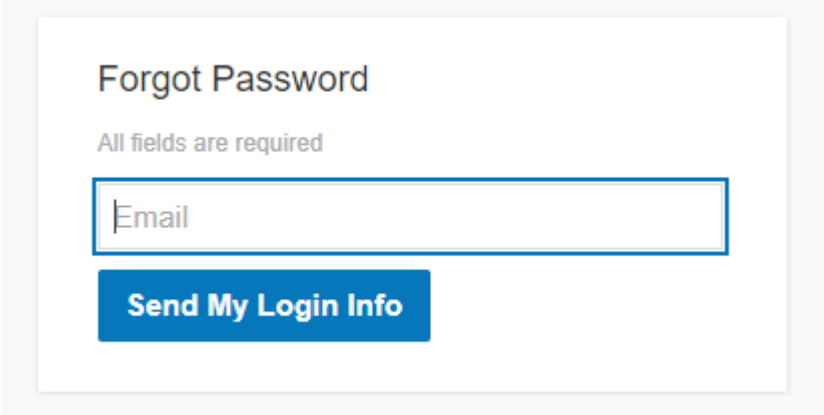
Password

Log in

Forgot your password

SSO Login

3. Enter your email and click "Send My Login Info"



Forgot Password

All fields are required

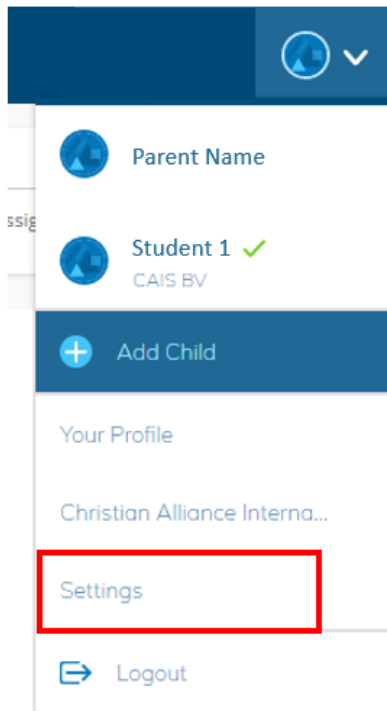
Email

Send My Login Info

4. Go to your mailbox and reset password

Login Schoology to reset password

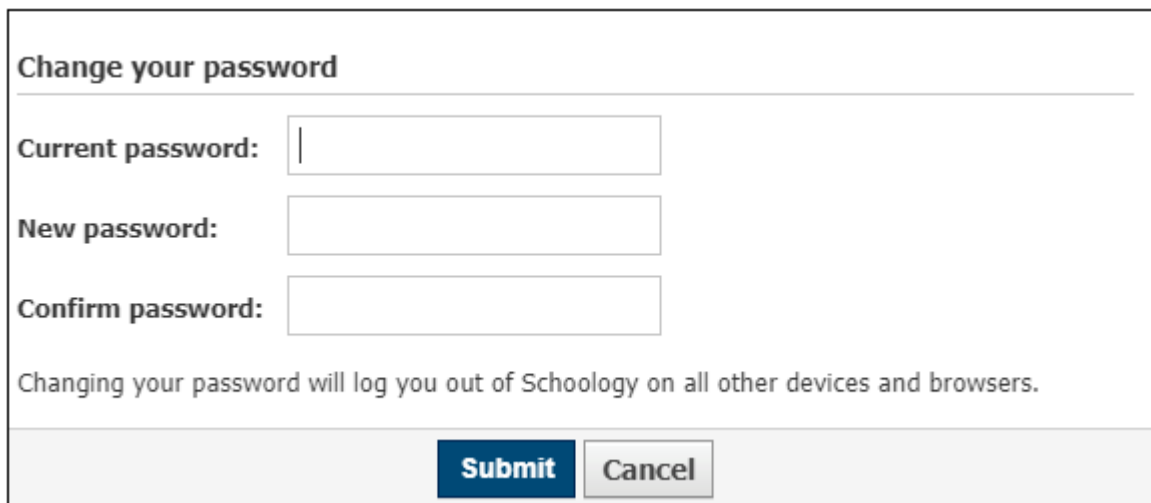
1. Go to <https://caisbv.schoology.com>
2. Log in to Schoology: [How to login to Schoology Parent Account](#)
3. Click "Setting" by clicking the button on the top right-hand corner



4. Click "Change your password"



5. Enter your current and new password, then click "Submit"

A screenshot of the 'Change your password' form. It has three input fields: 'Current password:', 'New password:', and 'Confirm password:'. Below the fields is a note: 'Changing your password will log you out of Schoology on all other devices and browsers.' At the bottom are 'Submit' and 'Cancel' buttons.

END